

AC INFINITY

BOWL TRIMMER

WITH STAINLESS STEEL BLADES

USER MANUAL

WELCOME

Thank you for choosing AC Infinity. We are committed to product quality and friendly customer service. If you have any questions or suggestions, please don't hesitate to [contact](#) us. Visit www.acinfinity.com and click contact for our contact information.

EMAIL

support@acinfinity.com

WEB

www.acinfinity.com

LOCATION

Los Angeles, CA

MANUAL CODE BTA2108X1

PRODUCT

BOWL TRIMMER 16"

BOWL TRIMMER 19"

MODEL

AC-BTA16

AC-BTA19

UPC-A

819137022577

819137022560

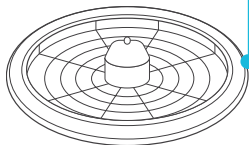
MANUAL INDEX

Manual Index	Page 5
Key Features	Page 6
Product Contents	Page 7
Bowl Trimming	Page 8
Swapping Blades	Page 11
Cleaning	Page 13
Other AC Infinity Products	Page 15
Warranty	Page 16

KEY FEATURES


VERSATILE TRIMMING

Includes one serrated blade for dry trimming and one straight blade for wet trimming applications.



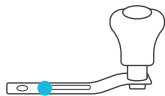
EASY TO CLEAN

Stainless steel bowl and blades with food-grade silicone sweeper curtains enable quick wipe cleaning.



HIGH VOLUME

Hand cranking action rotates the sweeper curtains and blades to trim over a pound of herbs an hour.



SECURE GRIP

Non-slip padding keeps the bowl in place while in use, preventing it from slipping off to ensure safe operation.

TOTAL VISIBILITY

Clear, acrylic dome provides total transparency to ensure precision pruning and prevent excessive trimming.

MODULAR BUILD

Removable handle with lightweight, portable bowl design easily assembles and takes up little space.

PRODUCT CONTENTS



STAINLESS
STEEL BOWL
(x1)



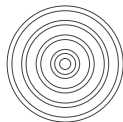
TRANSPARENT
DOME
(x1)



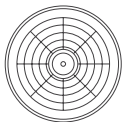
SCISSORS
(x1)



CRANK
HANDLE
(x1)



NON-SLIP
PADDING
(x1)



GRID TRAY
(x1)



SERRATED
BLADE
(x1)

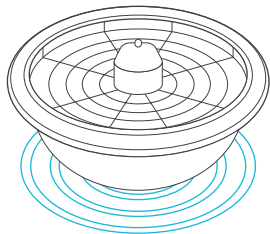


STRAIGHT
BLADE
(x1)

BOWL TRIMMING

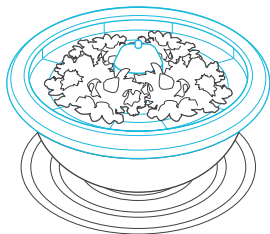
STEP 1

Take the non-slip padding out from the bowl to place under it.



STEP 2

Place your plant material on the circular grid.



BOWL TRIMMING

STEP 3

Cap the bowl trimmer with the dome.

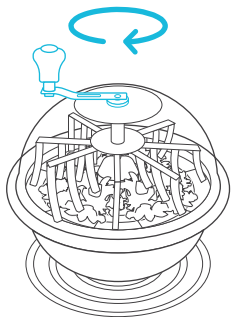


STEP 4

Insert the crank handle into the hexagonal slot.

Turn the crank handle to rotate the blade and sweeper curtains and trim your plant material.

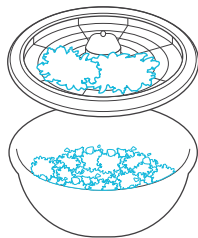
Do not lift the crank handle while using the bowl trimmer. The handle will not lock in place when it is inserted.



BOWL TRIMMING

STEP 5

Lift the grid tray off from the bowl to collect the trimmings.



STEP 6

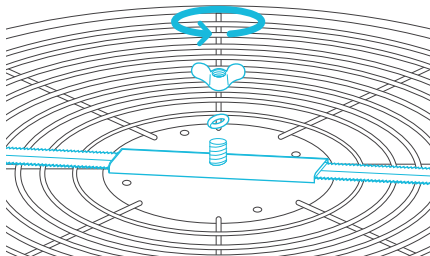
You may use the included scissors to fine trim your plant material.



SWAPPING BLADES

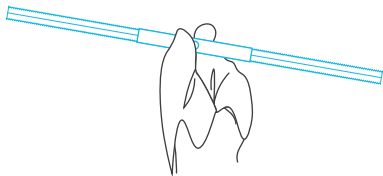
STEP 1

Unscrew the wingnut and spring washer from the center bolt.



STEP 2

Remove the blade. Handling the blade with a soft cloth is recommended.

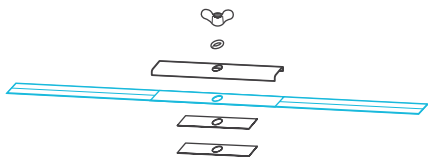


SWAPPING BLADES

STEP 3

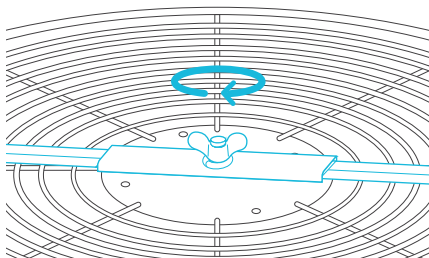
Insert the swapped blade into the center bolt.

Handling the blade with a soft cloth is recommended.



STEP 4

Replace the spring washer and wingnut to tightly secure the blade.



CLEANING

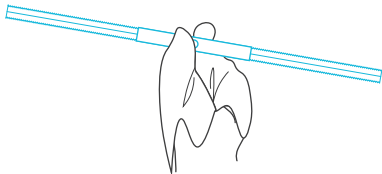
STEP 1

Dip or soak a cloth with your preferred solvent.



STEP 2

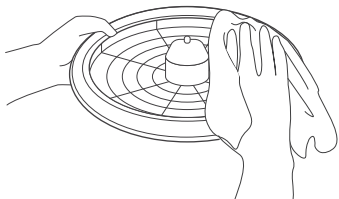
Remove the blade as shown on page 11.



CLEANING

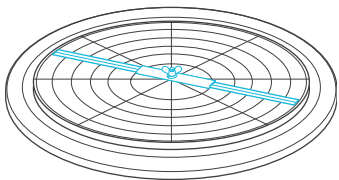
STEP 3

Wipe the blade, sweeper curtains, grid, and bowl to clear them of any sticky residue.



STEP 4

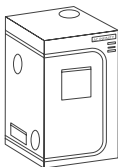
After drying, reinstall the blade on the grid as shown on page 12.



AC INFINITY PRODUCTS

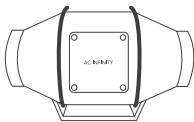
Advance Grow Tents

The CLOUDLAB series is a line of grow tents designed to create ideal growing conditions and facilitate indoor plant cultivation year-round. Features 2000D thick oxford canvas lined with inner diamond patterned mylar that maximizes grow light luminosity, and a reinforced frame with 150 lb. weight capacity. Includes a mounting plate to install your AC Infinity controller onto.



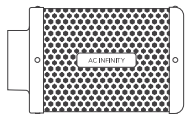
Inline Duct Fans

The CLOUDLINE series is a line of duct fans designed to quietly ventilate AV rooms and closets, as well as various DIY air circulation and exhaust projects. Features a thermal controller with intelligent programming that will automatically adjust duct fan speeds in response to changing temperatures.



Carbon Filters

The duct carbon filter is designed to eliminate odors and chemicals for grow tents and hydroponic spaces. It utilizes premium grade Australian charcoal that features greater absorption power and a longer lifespan. Enables maximum airflow pass through as part of an intake or an exhaust system.



Discover the latest innovations in cooling and ventilation at acinfinity.com

WARRANTY

This warranty program is our commitment to you, the product sold by AC Infinity will be free from defects in manufacturing for a period of two years from the date of purchase. If a product is found to have a defect in material or workmanship, we will take the appropriate actions defined in this warranty to resolve any issues.

The warranty program applies to any order, purchase, receipt, or use of any products sold by AC Infinity or our authorized dealerships. The program covers products that have become defective, malfunctioned, or expressively if the product becomes unusable. The warranty program goes into effect on the date of purchase. The program will expire two years from the date of purchase. If your product becomes defective during that period, AC Infinity will replace your product with a new one or issue you a full refund.

The warranty program does not cover abuse or misuse. This includes physical damage, submersion of the product in water, incorrect installation such as wrong voltage input, and misuse for any reason other than its intended purpose. AC Infinity is not responsible for consequential loss or incidental damages of any nature caused by the product. We will not warrant damage from normal wear such as scratches and dings.

For more information about our dealers and distributors, please contact our customer service at support@acinfinity.com or (626) 923-6399 Monday to Friday (9:00 am to 5:00 pm PST).



If you have any issues with this product, contact us and we'll happily resolve your problem or issue a full refund!

COPYRIGHT © 2021 AC INFINITY INC. ALL RIGHTS RESERVED

No part of the materials including graphics or logos available in this booklet may be copied, photocopied, reproduced, translated or reduced to any electronic medium or machine readable form, in whole or in part, without specific permission from AC Infinity Inc.

www.acinfinity.com